

# WHAT TO TAKE TO UNI? THE ULTIMATE CHECKLIST



Are you getting ready for your big Uni adventure? That's so exciting! But we know too well how stressful it can be. You may find it challenging and overwhelming to figure out what you need for the next year, or longer; luckily, My Baggage can help you. We are specialists in this area and know our stuff, but don't take our word for it, check out our [reviews](#).

We have put together the Ultimate Checklist to make your move to Uni as simple and smooth as possible. There's everything you need, from daily essentials to important documents you don't want to leave behind!

---

✓ Important documents

✓ Electrical items

---

✓ Clothing items

✓ Academic items

---

✓ Kitchen items

✓ Bedroom items

---

✓ Bathroom items

✓ Toiletries/Medical items

---

✓ Miscellaneous items

✓ The essential non-essentials

---

✓ Before you pack

✓ Getting your personal effects to Uni

A blue-tinted image showing a passport with the word 'PASSPORT' visible, along with other documents and a pen.

## Important Documents

During your first few weeks at university, you may be required to show some documents. It's very important that you keep all your documents safe ensuring none will be lost. Make copies of everything (paper and digital) and make sure you keep them all together.

Passport, Licence or official ID	University Documentation
Course Acceptance Letter	Student Finance Documentation
Accommodation Documentation	Bank Details and Bank Card
Passport Size Photographs	National Insurance/Social Security details

A blue-tinted image showing several iPhones and other electronic devices.

## Electrical Items

Despite the obvious, we've included a list of essential electrical items you shouldn't leave home without, including a laptop – how else will you procrastinate over unfinished essays or binge-watch Netflix?

Laptop/PC and charger	Earphones
Phone and charger	Hairdryer, Straighteners, etc
Extension lead	Speakers

External hard drive	USB, Ethernet, HDMI cable, etc
Adaptors	Web Camera



You'll already know what clothes you want to bring, from your favourite shoes to the ultimate party dress, but we just thought we'd give a quick summary just in case, so you're covered for any occasion.

Comfortable clothes	Everyday clothes
Everyday shoes	Formal clothes
Formal shoes	Smart casual clothes
Nightwear	Seasonal clothes (hats, scarves, etc)
Costumes (for the parties!)	Dressing gown
Swimwear	Backpack
Gym clothes	Clothes hangers
Raincoat	Winter boots
Slippers	Flip flops



## Academic Items

Stocking up on books, notepads and stationery items can add a significant amount of weight to your bags. If you are low on room, you can alternatively, get these items when you arrive at university. Most campuses will have a college shop, that will provide essential stationery items and more. But there are a few essentials you should pack, just to get the ball rolling.

Journal, diary or planner	Sellotape
Pens and pencils	Sticky notes
Paper clips	Stapler and staples
Highlighters	Folders

Your university will send you a recommended reading list, but it's best to purchase these books once you arrive. Not only will these textbooks cost a pretty penny, but they will add unnecessary weight to your luggage. Many universities offer a discount for buying these reading lists in the university bookshop or have second-hand book sales at the beginning of term. It's a good idea to go with this option and save yourself some much-needed space and cash.



## Kitchen Items

Don't worry, you don't have to bring everything. Electrical appliances will be provided in your kitchen, so you can leave your kettle, microwave, and toaster behind. If you are in doubt as to

what is included, you can contact your accommodation office before the big move, just to keep yourself right. However, there are items you will need to invest in, we've outlined these below.

Some bowls and plates	Cutlery
Mugs and glasses	Reusable food containers
Travel mug	Bottle opener
Tin opener	Saucepan
Wok	Sharp knife
Baking tray	Frying pan
Oven gloves	Tea towels
Cheese grater	Potato/Vegetable peeler
Sponge or dish cloth	Tinfoil



Halls of residence cover your furniture, so you only have to worry about the basics. Be sure to double-check your bed's size before buying bed linen. You can purchase these items on the day you move in if you need to save space.

Duvet	Duvet cover
Pillows and pillowcases	Bed sheets
Mattress protector	Clothes storage



Laundry bag or basket	Doorstop
Earplugs	Hot water bottle
Rubbish bin	Mini sewing kit



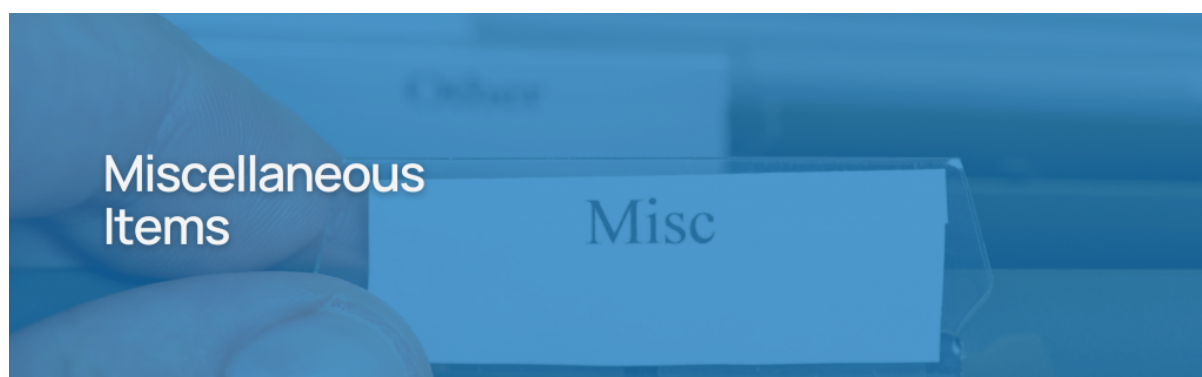
In most halls, you'll have en-suite rooms, but if you're sharing a bathroom, you'll need to bring your own towels. Trust us, you'll be grateful for shower shoes...

Towels for hands, face and body	Toothbrush and toothbrush holder
Hand soap	Bathroom cleaning products
Toilet cleaner	Cleaning sponges
Bathrobe	Shower shoes or flip flops



Include these items to avoid being caught short. These products can also be purchased once you arrive if you are short on space.


Personal prescription medicines	Allergy medicines
Paracetamol, cold & flu medicines, etc	Multi-vitamins
Plasters	Antiseptic cream
Antiseptic wipes	Birth control pills
Condoms	Tampons/sanitary products
Nail scissors	Razors
Comb/brush	Cosmetics
Sun cream	Hair ties
Bobby pins	Toiletries bag



The random items might slip your mind as you pack up your bags, but you never know when you might need them.

A torch	Blu tack or pins
Change for washing machines	Febreeze
Playing cards	Alarm clock
Batteries	Umbrella
Books	Spare charging cables

## The Essential Non-Essentials



Not exactly essential, but these are some of the necessities that will allow you to make your own stamp, and make you feel more at home.

Photographs of family and friends	Throw blankets/cushions for decoration
Fake plants for decoration	LED or fairy lights for decorations
Wall mirror/full-length mirror	Bulletin board

## Check before you pack



Previously, we mentioned that halls of residence will already include essential kitchen appliances and furniture. There can also be restrictions on items such as candles (open flames in [student accommodations](#) can be a fire hazard) and posters/wall art (you may not be allowed to hang these on the walls). Be sure to check before you pack!

Kettle	Toaster
Microwave	Mini-fridge
Toastie maker	Coffee maker



---

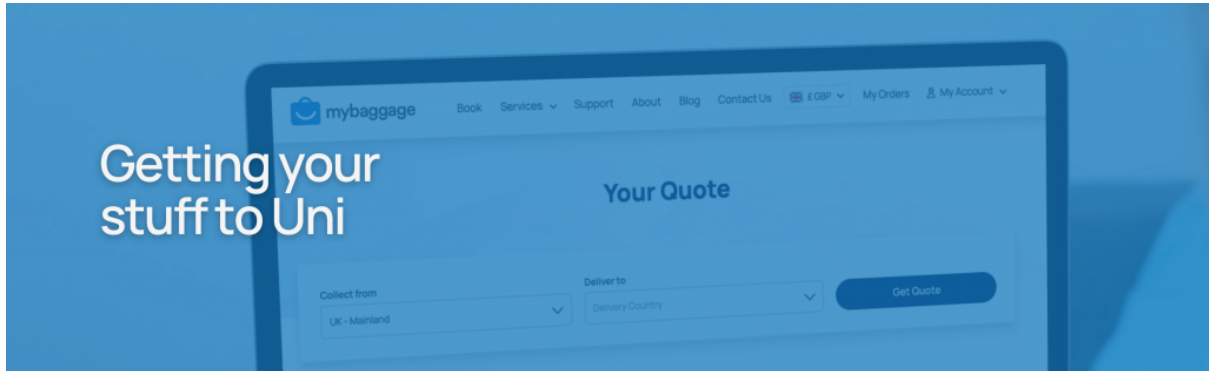
Printer

TV

---

Poster/wall art

Candles



Having packed all your belongings, you must then transport them to your new home at university. You may find this quite challenging if you are going to a university in a new city, town, or even country. That's where My Baggage comes in.

Make the process easier by using a student shipping service like ours! Every year, My Baggage ships students' personal belongings to and from university. Over 125,000 customers have benefited from our services in over 200 countries worldwide. Get an [instant quote here](#).

Are you waiting for results day?

We've got that covered too with our guide on [how to prepare and what to expect](#).

---

You might also like:

[A-Level Results day: How to prepare & what to expect?](#)

[5 Helpful Tips For Moving Abroad Seamlessly](#)